



Updates on the IOM Facilitated Voluntary Movements Programme

RWG - September 2024

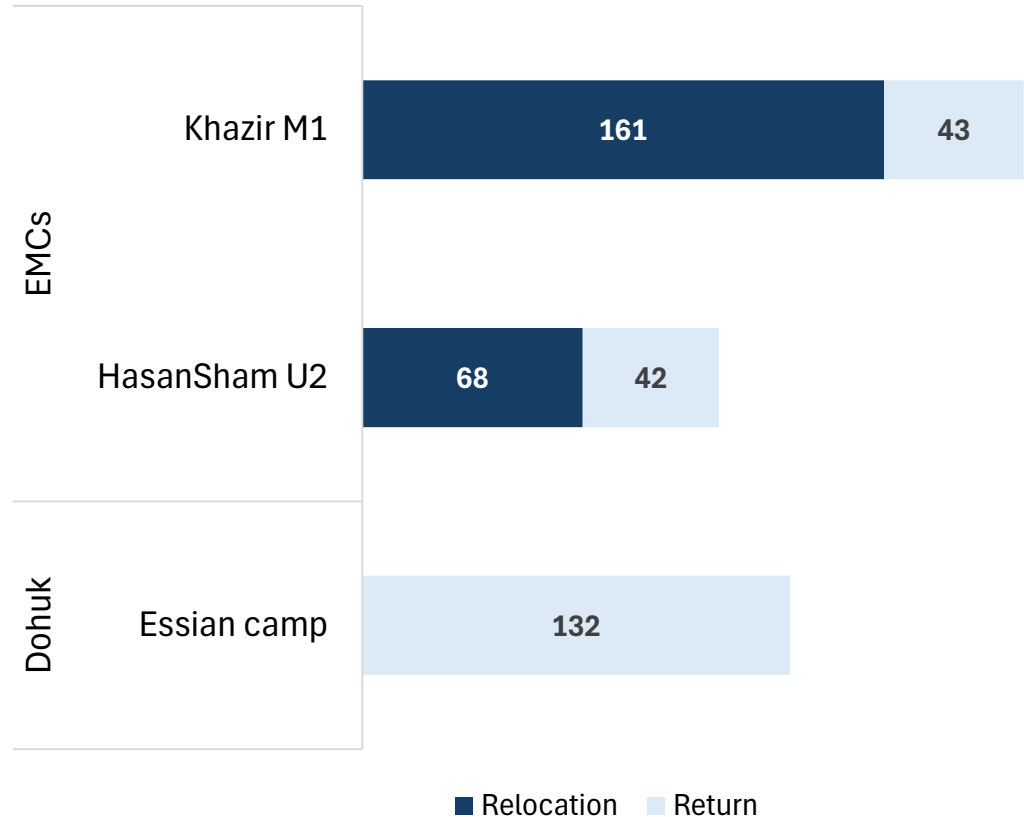
Facilitated Voluntary Movements Update

FVM Updates

7 rounds of departures have been facilitated from Duhok and EMCs.

446 households have returned or relocated through FVM.

Facilitated movements in end of July and August 2024



Go&See visits

- One round of Go&See visits was conducted for IDPs from Dawadia camp during September
- Total of 49 IDP households (14 female and 35 male headed) participated in the visits
- Shelter technical assessment& HLP verification was conducted

Main challenges

East Mosul Camps

- Processes for the security clearance perceived as complex.
- Challenges related to access to the return grants by MOMD (mainly requesting *tabria* in addition to the lack of civil documentation for the head of the household).
- Harassment, physical abuse, long waiting hours to be cleared, and confiscation of IDs by security actors in Sabhan checkpoint was reported by departing households.

Reintegration Monitoring

Hasansham U2 and Khazir M1 camps

September 2024

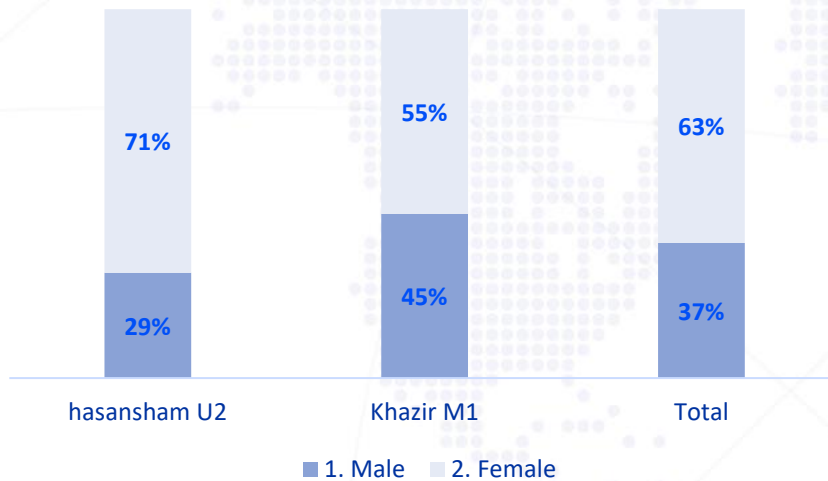
Methodology

IOM gathers data from beneficiaries within one month to four months and nine months after their return.

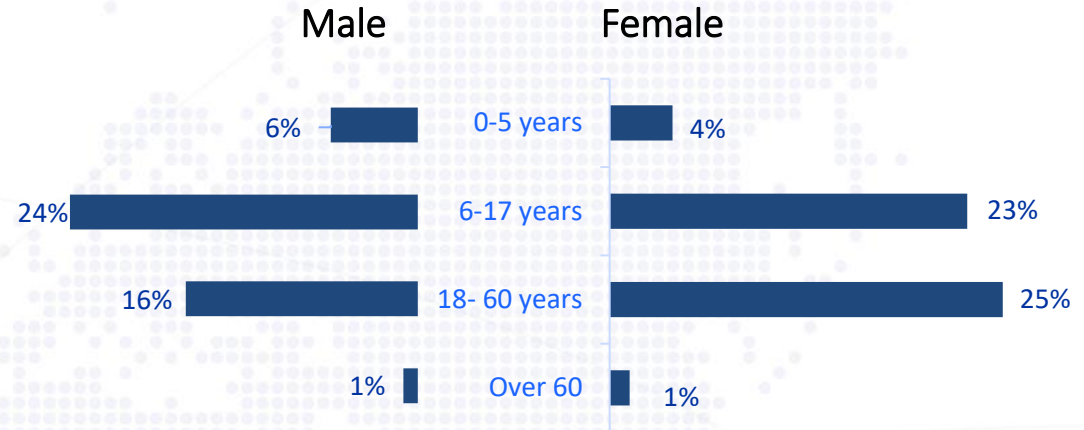
- In the last week of July and the first week of August 2024, 371 households departed Hasansham U2 and Khazir M1 camps.
- Between August 12th and September 4th IOM conducted 270 baseline interviews with these households.
- Households either returned to their area of origin or relocated to another location.
- Around two-thirds of households chose relocation.
- The majority of households returned to Mosul.

Demographics

Gender of head of household



Individual pyramid



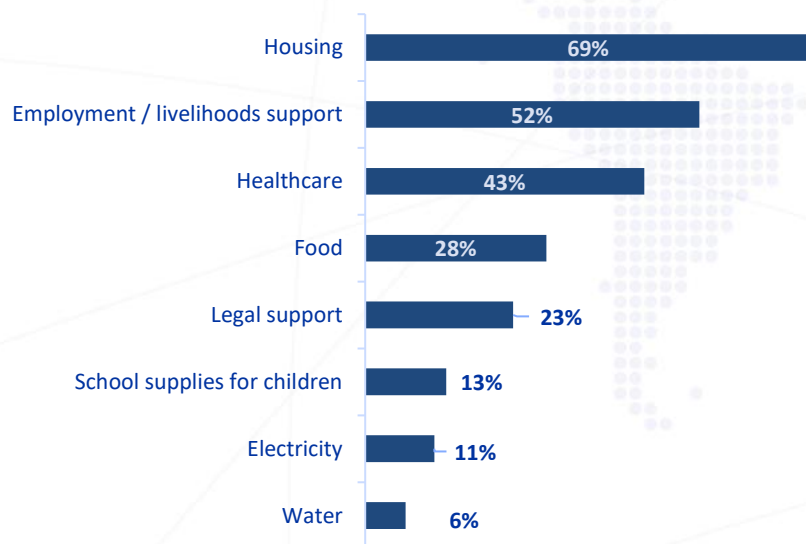
- Out of the 270 households interviewed, 63% were male-headed households.
- Out of the 1,341 household members (637 male and 704 female), 57% were under the age of 18.
- 45% of households reported having at least one female member of their household is widowed/divorced/separated

PERCEPTIONS ON SAFETY AND SECURITY

- All households reported they and their household members feel safe moving alone during the day in their AoR.
- Almost all households reportedly agree or strongly agree that their household members feel safe in the neighbourhood where they currently reside.

HOUSEHOLD NEEDS

Households' Outstanding Needs - Multiple Options



- The most reported outstanding needs by households were Housing, livelihoods support, healthcare and food.
- 85% of households reported having access to government food distribution (PDS).

ACCESS TO ASSISTANCE

IOM Assistance Received - multiple options



Households reporting on receiving MOMD return/relocation grant (4 million IQD)



The majority (89%) of households reported they have registered to receive MOMD grant.

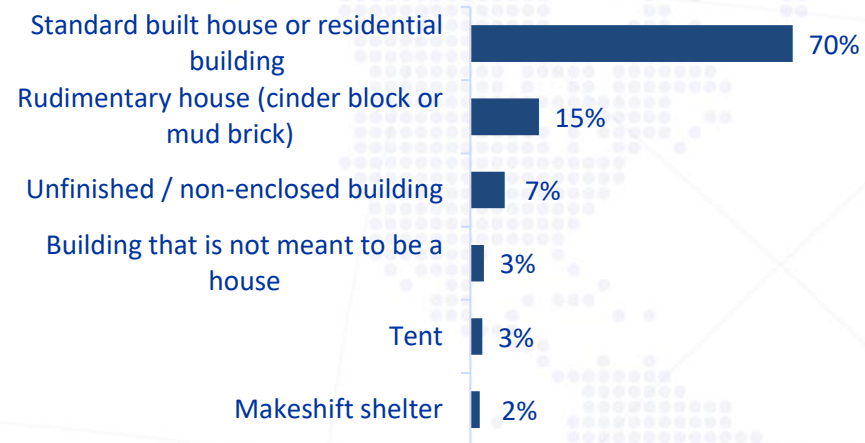
Out of the 96% (229 households) that did not receive MOMD grants, the most reported reasons were:

- Household is on the waiting list (141)
- Registered but we did not hear anything yet (29)
- Do not know the reason (20)
- Documentation/grant procedure (19)
- Tabri'aa (18)

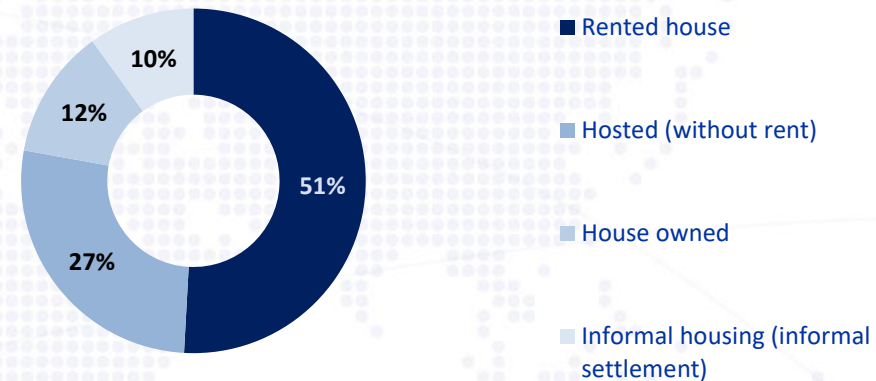
ADEQUATE STANDARD OF LIVING

HOUSING AND RENTING

Type of Current Housing



Ownership status of the current house



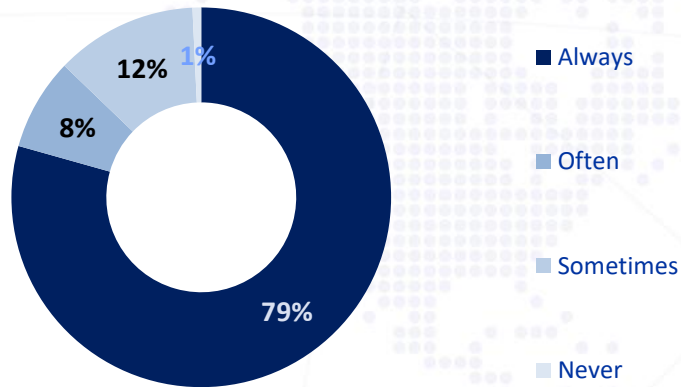
52% reported they owned a house before displacement in AoO.

48% reported that the houses where they reside are in good condition.

50% reported that their shelter is damaged, but they can live there and 2% reported that their shelter is damaged or destroyed and living in it is difficult or impossible.

WATER

Access to enough water



Among those without access to enough water, 49% of households reported they needed the water for drinking.

HEALTHCARE

13% of households reportedly had at least one household member with health issues in the three months preceding data collection.

ELECTRICITY

74% reported their houses are officially connected to the public electrical network.

13% reported their houses are connected to the public electrical network unofficially.

EDUCATION

71% of households reportedly had children of school age.

62% reported that all their children (of school age) attended school 3 days or more per week and did not face any challenges at school.

Of those households reporting that all or some of their children did not attend school perceived that **school is too expensive, school did not accept the child(ren), children are no longer of school age and children go to work**

DOCUMENTATION

31% of households reportedly had least one member of their household lack some of the civil documentation.

The most reported missed civil documents were **National unified ID, PDS card, housing card and civil ID.**

ACCESS TO LIVELIHOODS

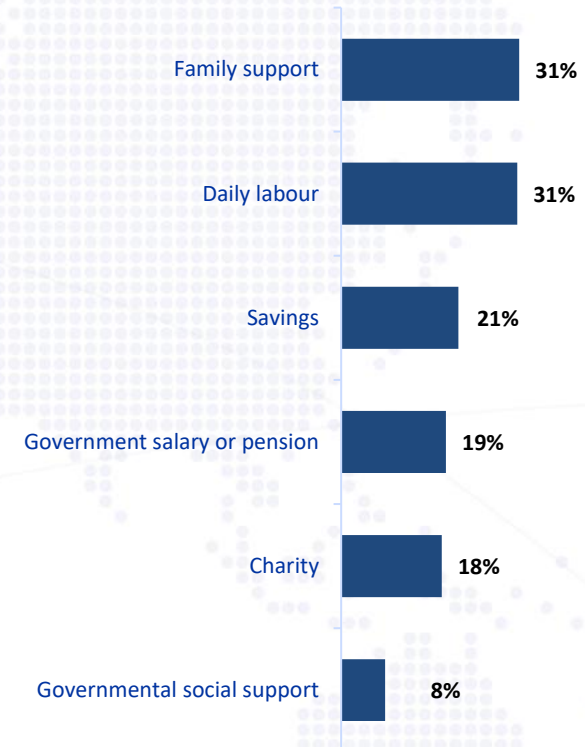
77% did not have a regular monthly income in the last three months.

83% did not have household members who are currently working.

52% did not have enough financial means to buy food. The average household income is 320,000 IQD.

77% have debts (average debt: 1,700,000 IQD).

Sources of income - Multiple Options



Thank you